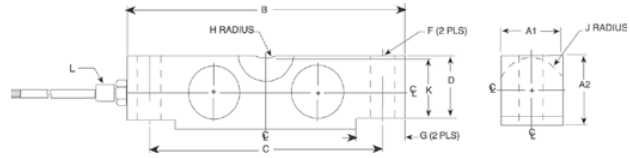






**RL75060S** Double-Ended Beam, Stainless Steel, Welded-seal, IP67, NTEP 1:5000 III/1:10,000 Class III Mult. Cell



Picture is a representation of actual product



**SPECIFICATIONS**

|  |  |  |   |
|--|--|--|---|
| <p><b>Full Scale Output:</b><br/>3.0 mV/V</p> <p><b>Output Resistance:</b><br/>699-707 ohms</p> <p><b>Input Resistance:</b><br/>686-714 ohms</p> <p><b>Material/Finish:</b><br/>Stainless steel</p> <p><b>Temperature:</b><br/>Compensated range<br/>14°F to 104°F/-10°C to 40°C</p> | <p><b>Safe Overload:</b><br/>150% Full scale</p> <p><b>Safe Sideload:</b><br/>100% Full scale</p> <p><b>Rated Excitation:</b><br/>10V DC (15V maximum)</p> <p><b>Nonlinearity:</b><br/>0.03% Full scale</p> <p><b>Hysteresis:</b><br/>0.02% Full scale</p> | <p><b>Insulation Resistance:</b><br/>1000 megohms</p> <p><b>Seal Type:</b><br/>Welded-seal, IP67</p> <p><b>Cable Length:</b><br/>35 ft/10.6 m</p> <p><b>Cable Diameter:</b><br/>.200 polyurethane jacket 20 k-25 k<br/>.305 polyurethane jacket 35 k-100 k</p> | <p><b>Cable Coloring:</b><br/>Red..... + Excitation<br/>Black..... - Excitation<br/>Green..... + Signal<br/>White..... - Signal</p> <p><b>Warranty:</b><br/>Two-year limited warranty</p> <p><b>Approvals:</b><br/>    </p> |
|--|--|--|---|

**DIMENSIONS**

| RATED CAPACITY    | A    | C    | D    | E     | F     | G    | H    | J    | K    | L    | T          |
|-------------------|------|------|------|-------|-------|------|------|------|------|------|------------|
| <b>lb/inches</b>  |      |      |      |       |       |      |      |      |      |      |            |
| 20,000-25,000     | .68  | 1.69 | 1.94 | 7.75  | 6.50  | 1.38 | .75  | .90  | 1.63 | 1.70 | 1/4-18 NPT |
| 35,000-75,000     | 1.06 | 2.44 | 2.94 | 10.25 | 8.50  | 1.93 | 1.00 | 1.37 | 2.54 | 2.65 | 1/2-14 NPT |
| 100,000           | 1.06 | 2.44 | 3.44 | 10.25 | 8.50  | 1.93 | 1.00 | 1.37 | 2.54 | 2.65 | 1/2-14 NPT |
| <b>kg/mm</b>      |      |      |      |       |       |      |      |      |      |      |            |
| 9071.9            | 17.3 | 42.9 | 49.3 | 196.9 | 165.1 | 35.1 | 19.1 | 22.9 | 41.4 | 43.2 | 1/4-18 NPT |
| 15,875.7-34,019.4 | 26.9 | 62.0 | 74.7 | 260.4 | 215.9 | 49.0 | 25.4 | 34.8 | 64.5 | 67.3 | 1/2-14 NPT |
| 45,359.4          | 26.9 | 62.0 | 87.4 | 260.4 | 215.9 | 49.0 | 25.4 | 34.8 | 64.5 | 67.3 | 1/2-14 NPT |

**ORDER INFORMATION**

| LOAD RATING |               | PART # | PRICE   |
|-------------|---------------|--------|---------|
| 20,000 lb   | (9071.9 kg)   | 53481  | Consult |
| 25,000 lb   | (11,339.8 kg) | 50559  | Consult |
| 35,000 lb   | (15,875.7 kg) | 50560  | Consult |
| 50,000 lb   | (22,679.6 kg) | 50561  | Consult |
| 60,000 lb   | (27,215.5 kg) | 50562  | Consult |
| 75,000 lb   | (34,019.4 kg) | 50563  | Consult |
| 100,000 lb  | (45,359.4 kg) | 50564  | Consult |

**INTERCHANGEABLE PRODUCTS**

| MANUFACTURER      | MODEL  | PAGE # |
|-------------------|--------|--------|
| VPG Sensortronics | 65058S | 316    |

**WEIGH MODULE AVAILABLE**

| MANUFACTURER               | MODEL  | PAGE # |
|----------------------------|--------|--------|
| Rice Lake Weighing Systems | 2100HE | 36     |
| Rice Lake Weighing Systems | MVS    | 90     |
| Rice Lake Weighing Systems | TSA    | 92     |